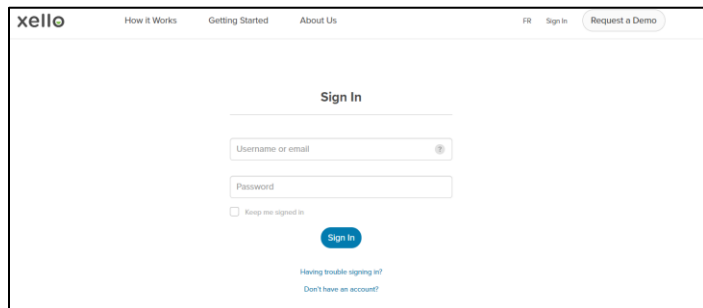




Filling out your Vincent Massey Grade 10 Course Requests

STEP ONE:



The Xello Sign In page shows a login form with fields for Username or email and Password. There is a 'Sign In' button and links for 'Having trouble signing in?' and 'Don't have an account?'.

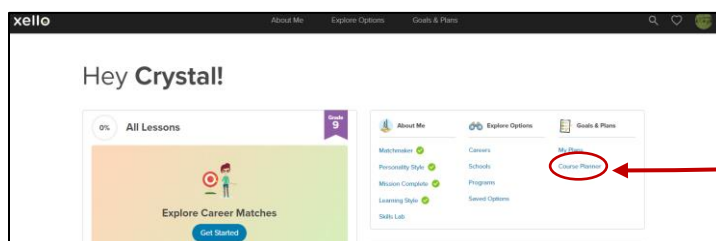
Use the BSD Xello link:

<https://auth.xello.world/SAML/Student/bb0052b3-3eb3-46e5-a64b-235dbbbcc1eb>

Username: #####@bsd.ca (your BSD email address)

Password: same password you use to log in to a BSD computer and Office 365

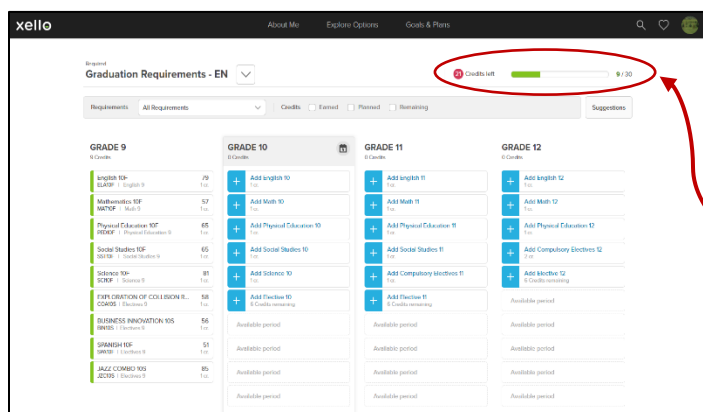
STEP TWO:



The Xello Home page shows a greeting 'Hey Crystal!' and a '0% All Lessons' progress bar. There is a 'Get Started' button and a sidebar with links to 'About Me', 'Explore Options', 'Goals & Plans', and 'Course Planner'.

Click on your **Course Planner**

STEP THREE:



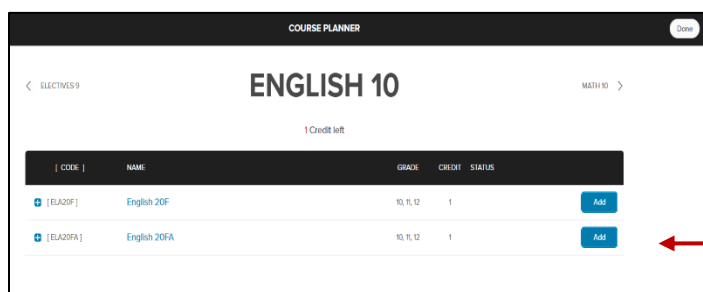
The Xello Course Planner page shows a 'Graduation Requirements - EN' dropdown and a 'Credits left' progress bar. Below are columns for Grade 9, Grade 10, Grade 11, and Grade 12 courses. A red arrow points to the 'Credits left' progress bar.

This is your **Course Planner**. We use the course planner to register for your courses for Grade 10.

You can also add courses into your Grade 11 and 12 years to help with your planning.


Check out the **Graduation Tracker** at the top of the page to see how many credits you have left!

STEP FOUR:



The Xello Course Planner - English 10 page shows a table of English 10 courses. The table has columns for CODE, NAME, GRADE, CREDIT, and STATUS. There are two rows: English 20F and English 20FA. A red arrow points to the 'Add' button for English 20FA.

Adding Grade 10 English:

Click on  in the **Grade 10** column.

It will bring you to this page

There are two options for Grade 10 English: English 20F and Pre-AP English 20FA. If you want a challenge and LOVE English, select Pre-AP. Otherwise, select English 20F.

For more information on AP English, please refer to this video: [Planning for AP English at Massey - YouTube](#)



STEP FIVE:

Adding Grade 10 Math:

Click on in the **Grade 10** column*

There are two options for Grade 10 Math: Math Essentials 20S and Intro to Applied/Pre-Calc 20S.

Click on the by each course for a full course description and pre-requisite information.

For more information on choosing a Math class, please refer to this video: [Selecting a math class \(going into grade 10\) - YouTube](#)

*If you do not have a button it is because you are already taking a Grade 10 level Math.

In this case, click on and search for the math you want that way.

STEP SIX:

Adding Grade 10 Phys Ed:

Click on in the **Grade 10** column.

There are 3 options for PE in Grade 10:

- 1) PE 20F: regular, single semester PE
- 2) PE 20F Female: all girls PE
- 3) PE Band 20F: if you are a band student

Click and then click at the top of the page. This will take you back to your **Course Planner**

STEP SEVEN:

Adding Grade 10 Social Studies:

Click on in the **Grade 10** column.

The compulsory Grade 10 Social Science is Geography 20F.

*If you have already taken Geography 20F in Grade 9, then feel free to take Canadian History 30F. You can find that under



STEP EIGHT:

COURSE PLANNER

SCIENCE 10

1 Credit left


[CODE]	NAME	GRADE	CREDIT	STATUS	
[SC20F]	Science 20F	9, 10, 11, 12	1		Add
[SC20FA]	Science 20FA	9, 10, 11, 12	1		Add

[SC20FA] Science 20FA 9, 10, 11, 12 1 Add

A general science course that provides an in-depth coverage of the following areas: Physics: The Physics of Motion - Chemistry: Reaction Chemistry - Biology: Ecosystem Interaction - Earth Science: Weather Dynamics. This course is designed for students with a high interest in science and a strong work ethic. Students will be involved in challenging activities using a hands-on approach with an emphasis on research skills.

PREREQUISITE	SELECTED	FUTURE
Science 10F SC10F 1 cr	Science 20FA SC20FA 1 cr	Biology 30S BIO30S 1 cr
SCIENCES DE LA NATURE 10FF SC10FF 1 cr		Biology 30S (Pre-AP) BIO30SA 1 cr
		Chemistry 30S CHE30S 1 cr
		Chemistry 30S (Pre-AP) CHE30SA 1 cr
		Physics 30S PHY30S 1 cr
		Physics 30S (Pre-AP) PHY30SA 1 cr
		Biology 40S BIO40S 1 cr

Adding Grade 10 Science:

Click on  in the **Grade 10** column.

The compulsory Grade 10 Science is Science 20F.

*If you have already taken Science 20F in Grade 9, then feel free to take one Grade 11 level Science, like Biology 30S.

Grade 10 Science is the **LAST** compulsory Science course in high school. ~~If you are interested in continuing with Science, it splits into Biology, Chemistry and Physics.~~

For more information on AP Sciences and AP course planning, please refer to this video: [Planning for AP Science at Massey - YouTube](#)

STEP NINE:

COURSE PLANNER

ELECTIVES 10

6 Credits left

Enter course code, keyword, or course name...

[CODE]	NAME	GRADE	CREDIT	STATUS	
[ACE30S]	ACCOUNTING ESSENTIALS 30S	10, 11, 12	1		Add
[ANSH]	ANISH-NAAMEROWINGI 10S	9, 10, 11, 12	1		Add
[BCO30S]	BUSINESS COMMUNICATIONS 30S	10, 11, 12	1		Add
[BINO3]	BUSINESS INNOVATION 10S	9, 10, 11, 12	1		Revoke
[BIO30S]	Biology 30S	10, 11, 12	1		Add
[BIO30SA]	Biology 30S (Pre-AP)	10, 11, 12	1		Add
[CPO20S]	CREATIVE PROMOTIONS 20S	9, 10, 11, 12	1		Add
[CRE10S]	CREE 10S	9, 10, 11, 12	1		Add

[DDT120S] Drafting Design Technology 20G 10, 11, 12 1 Add

The major objectives of the course are: "To explore the significance of drafting and commercial art in meeting the personal needs of the larger community in our technological society "To develop attitudes allowing students to work effectively with materials and equipment used in Graphic Communications The course involves both theoretical and practical learning in the following areas: "Mechanical Drafting "Scale Model Building "Architectural Drafting "Layout and Design "Computerized Drafting "Dressing and Packaging "Computer Design Applications "Vocational Guidance "Image Generation Procedures "Problem solving/Decision making such as planning, designing, cost estimation, systematizing, evaluating, adjusting and diagnosing plans and procedures. There is a strong emphasis on designing and creating a portfolio.

PREREQUISITE	SELECTED	FUTURE
	Drafting Design Technology 2... DDT120S 1 cr	

[FON120S] Food and Nutrition 20S 10, 11, 12 1 Add

This course examines the effects of food on daily living and fitness. Strategies are developed for meeting food needs taking into consideration personal energy and time demands as well as available resources. Labs provide practice in planning, preparing, and serving food that is nutritious and appealing to the senses. The physical and chemical changes that occur in food preparation are identified and evaluated.


PREREQUISITE	SELECTED	FUTURE
Food and Nutrition 10S FON10S 1 cr	Food and Nutrition 20S FON120S 1 cr	

Adding Grade 10 Electives:

Click on  in the **Grade 10** column.

Grade 10 students need 10 courses in their timetable (including compulsories and electives).

You can search for electives **BY NAME** or by **DEPARTMENT** in the search bar.

Click on the  button to see a full course description and any pre-requisite information.

Most Grade 10 electives **DO NOT** have pre-requisites, which means you can take the Grade 10 course, without having taken the Grade 9 course.

Courses that **DO** have pre-requisites are Foods, Band, French, Textile Arts. You need to take the Grade 9 course, before you can take the Grade 10.

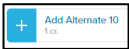
For more information on selecting electives, please refer to this video: [Choosing electives \(going into grade 10\) - YouTube](#)




STEP TEN:

CODE	NAME	GRADE	CREDIT	STATUS
ACE305	ACCOUNTING ESSENTIALS 305	10, 11, 12	1	
AN115	ANALYSIS/RESEARCH/INQUIRY 115	9, 10, 11, 12	1	

Adding Grade 10 Alternate:

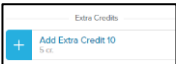
Click on  in the Grade 10 column.

All Grade 10 students need to select **ONE** alternate course in case they are not able to receive all of their first course selections.

Select ONE alternate, and then click .

EXTRA CREDITS:

Extra Credits:


The  button is where students will add any course that falls outside of the regular timetable.

This include Choir, Jazz Band, and Wind Ensemble.

If you are not interested in these subjects, please leave this section blank.

REMOVING A COURSE:

Removing a course:

If you want to remove a course that you have added, click on the course, and then click .

If you cannot find the course you have added, sometimes they like to hide here

YOU'RE ALL SET!

YOUR COURSE PLANNER WORK WILL BE AUTOMATICALLY SAVED. ONCE REGISTRATION IS OFFICIALLY OPEN, YOU WILL BE ABLE TO SUBMIT YOUR COURSE REQUESTS ON XELLO.

IF YOU HAVE ANY QUESTIONS ABOUT COURSE SELECTIONS FOR GRADE 10, PLEASE CONTACT **CRYSTAL KLASSEN, GRADE 9/10 COUNSELLOR TEAMS** @crystalklassen EMAIL AT klassen.crystal@bsd.ca.