

Brandon School Division

Annual Education Results Report 2012/2013



**EQUITABLE ACCESS TO QUALITY
LEARNING OPPORTUNITIES FOR ALL**

Welcome Messages

Message from Donna M. Michaels, Ed.D. Superintendent of Schools/Chief Executive Officer



With a clear focus on our students' active engagement in learning and achievement the 2012/2013 school year unfolded with plenty of energy and enthusiasm! This Year End Report captures a cross-section of the learning initiatives and outcomes to date. It represents the hard work, progress, and commitment to learning of our students, staff, and parents.

It is organized around the three interconnected strategic directions: Quality Learning, Quality Teaching and Quality Support Services in place to further advance Brandon School Division's one Strategic Goal **"To engage ALL students actively in their learning through the provision of equitable, fair access to Quality Learning facilitated by Quality Teaching and enabled by Quality Support Services."**

Message from Board Chairperson Mr. Mark Sefton



The Annual Education Results Report represents one more way that the Board of Trustees is accountable to the community for the ongoing investment in Education. The report allows us to take the temperature of student achievement in Brandon School Division and make comparisons year over year.

There is much to celebrate in the report. Whether it is the graduation rate or some components of the literacy or numeracy competencies, there is plenty of good news. There are also very clear areas where we, as a Division, need to place greater emphasis. This report provides a benchmark for that renewed attention.

Improving student achievement is our main goal. We appreciate the ongoing support of parents and families for the students. We also value the concerns of the community in its desire to make Brandon a better place for all.

Trustees

Mr. Mark Sefton – Chair of the Board

Mr. Jim Murray- Vice Chairperson

Mr. Peter Bartlette

Mrs. Pat Bowslaugh

Mr. Doug Karnes

Mr. Glen Kruck

Dr. Linda Ross

Mr. Marty Snelling

Mr. Kevan Sumner

Senior Administration

Dr. Donna M. Michaels – Superintendent of Schools/Chief Executive Officer

Mr. Greg Malazdrewicz – Associate Superintendent

Mr. Kevin Zabowski – Secretary –Treasurer

Mr. Denis Labossiere – Assistant Secretary-Treasurer

Ms. Becky Switzer – Director of Human Resources

Mr. Brent Ewasiuk - Director of MIST

Mr. Mel Clark – Director of Facilities and Transportation

Our Schools

Elementary Schools		Principal
Alexander School	K – 8	Ms. Barbara Miller
Betty Gibson School	K – 7	Mr. Phil Vickers
Earl Oxford School	K – 8	Mr. Rick Stallard
George Fitton School	K – 8	Ms. Gail McDonald
Green Acres School	K – 8	Mr. Craig Manson
École Harrison	K – 8 Single Track French Immersion	Mr. Craig Laluk
J. R. Reid School	K – 8	Mr. Shawn Lehman
King George School	K – 8	Mr. Dave Lim
Kirkcaldy Heights School	K – 8	Mr. Bruce Shamray
Linden Lanes School	K – 8	Ms. Kathy Brigden
Meadows School	K – 8	Ms. Nancy Hamilton
École New Era School	K – 8 French Immersion K – 8 English	Mr. Chad Cobbe
École O'Kelly School	K – 4 French Immersion K – 8 English	Ms. Angela Voutier
Riverheights School	K – 8	Mr. John Minshull
Riverview School	K – 6	Mr. Kelly Braun
St. Augustine School	K – 8	Mr. Chris Czarnecki
Valleyview Centennial School	K – 6	Ms. Darlene Wilkinson
Waverly Park School	K – 8	Mr. Bob Lee
Senior High Schools		
Crocus Plains Regional Secondary School	9 – 12	Mr. Terry Osiowy
École secondaire Neelin High School	9 – 12	Mr. Michael Adamski
Vincent Massey High School	9 – 12	Mr. Mathew Gustafson
Alternative Senior High School		
Neelin High School Off-Campus	9 – 12	Mr. Michael Adamski
Hutterian Colony School		Head Teacher
Spring Valley Colony School	K – 10	Ms. Jaclyn Hutchinson



Mission

The Brandon School Division strives to enable each student to achieve maximum intellectual, emotional, social and physical growth. We accomplish this through the provision of programs and services which facilitate the development of students as healthy contributing members of society.

Vision

To be a centre of educational excellence, built on community partnerships, effective leadership and exemplary practices.



Strategic Plan Overview

Our strategic goal is to engage all students actively in their learning through the provision of equitable, fair access to **Quality Learning** facilitated by **Quality Teaching** enabled by **Quality Support Services**.

Quality Learning



- To complete full implementation of Policy/Procedures 4044.3: *Appropriate Educational; Programming: School-Wide Enrichment Model K-8.*
- To develop a greater professional understanding of the research, concepts, and applications of Brain-Based Learning (BBL).
- To increase student engagement specifically of learners with learning difficulties, high abilities, Aboriginal heritage, English as an Additional Language, and learning engagement issues.

- To complete full implementation of Policy/Procedures 4053: *Literacy Development of Students K-12 and Policy/Procedures 4052: Assessment, Evaluation, and Reporting of Student Learning and Achievement.*
- To complete the development of Policy/Procedures 4059: Numeracy to focus the quality teaching of numeracy, grades K-12.
- To increase the learning engagement and achievement of students with Aboriginal Heritage (First Nations, Métis, Inuit).
- To strengthen and advance the inclusion of technology in the teaching and learning processes (K-12) throughout the Brandon School Division.

Quality Teaching



- To strengthen the learning engagement and achievement of learners with English as an Additional Language.
- To strengthen and advance the provision of "Appropriate Educational Programming" to each learner through divisional and school-based simultaneous implementation of the "Response to Intervention" model of student support services.

Quality Support Services



George Fitton School
Learning Together, Growing Together

Focus Areas

Numeracy, literacy and engagement of students.

2012-2013 Highlights

- The Bays Committee - Valleyview and George Fitton Schools working with several community agencies to create a preschool/parent engagement centre on Westaway and Cornell Bays.
- "Battle of the Books" - Grade 5-8.
- George Fitton Powwow.



Earl Oxford School
Believing Everyone Succeeds Together

Focus Areas

Literacy, numeracy and school climate.

2012-2013 Highlights

- Partnering with the Education Department (Physical Education Department) and students attending Brandon University Classes in the new Healthy Living Center.
- ACC Mentorship Program with middle years students.
- Active Youth Revolution Movement for Middle Years students



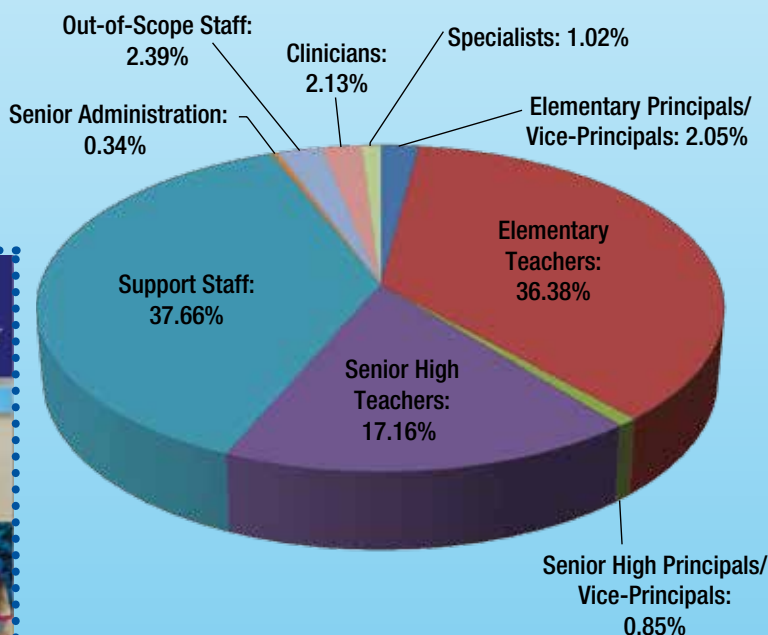
Profile GROWING AND DIVERSE

Schools

Kindergarten to Grade 10:	1
Kindergarten to Grade 8:	15
Kindergarten to Grade 7:	1
Kindergarten to Grade 6:	2
Grades 9 to 12:	3
plus Neelin High School Off Campus	

Enrollment Numbers

Student Group	June, 2011	June, 2012	June, 2013
Elementary	5053	5293	5406
Senior	2694	2780	2878
TOTAL	7747	8073	8284
EAL	999	1251	1419
Aboriginal (Declared)	1295	1409	1455
French Immersion	478	555	671
Bussed	2625	2846	3118



Betty Gibson School

Family and School - Learning and Growing Together

Focus Areas

- Literacy, numeracy, student engagement and response to intervention.

2012-2013 Highlights

- Families and Schools Together (FAST) program brought 8 Betty Gibson families together with community partners from Addictions Foundation of Manitoba, Elspeth Reid, Manitoba Public Health, and the Betty Gibson School FAST team. These groups had eight evening sessions.
- Building Student Success with Aboriginal Parents (BSSAP) facilitated a dance demonstration, leather mitt making, dream catcher making, soapstone carving, and numerous guest speakers and performers.
- Betty Gibson School Stingers Skipping Demonstration Team - completed its 32nd year. This year they performed in 9 Westman Schools.



Alexander School

Focus Areas

- Reading comprehension, differentiation, Response to Intervention

2012-2013 Highlights

- Fourteen students (age 11 to 14) entered their artwork into the Westman Juried Art Show held on April 20, 2013 in Virden, Manitoba and Ashton McPhail won the youth award.
- The sculpture project has been in progress over the past two years and was installed in June 2013. This sculpture represents the uniqueness and individuality of our students and how we come together, as a collective whole. Each student has completed a tile and this tile will become a part of the sculpture.



École Harrison

le respect, la responsabilité, la fierté

Focus Areas

- French Language Arts and 21st century skill development.

2012-2013 Highlights

- École Harrison Chorale of 75 grade three to six students won the Betty Gibson Memorial Scholarship for Middle School choirs for the second year in a row. This is a school co-curricular activity that has been a real success.
- A total of 111 student projects at our school Science Fair in February. 65 projects (90 students) went on to Western Manitoba Science Fair and did very well on behalf of the school, many of them winning their categories and individual award areas.





Highlights from the Office of Human Resources

- In 2012/2013 the Office of Human Resources implemented online leaves as another green initiative to reduce the amount of paper being handled throughout the Brandon School Division. This initiative involved:
 - Employees submitting their requests for personal leave and professional development online.
 - The ability to have instant submission and tracking of status.
 - Reduced the data entry in sub booking.
 - Provided global statistical data to Administrators when considering leaves.
 - The ability to secure substitutes further in advance.
- The Office of Human Resources continues to implement green initiatives that not only require less paper but ones that also focus on improved efficiency and effectiveness for all users.

Highlights of Maintenance / Transportation Department

- The Ameresco Asset Planner implementation is in process. Data has been entered and a 5-Year plan will be forthcoming.
- Transportation has seen an increase from 2848 to 3118 students. This has required an implementation of overflow busing for Riverheights from Patricia Heights area.
- Neelin Science Lab renovations are 50% complete with the remainder of project to be completed by September 2013.
- Valleyview replacement (north end) and heating system replacement.
- Vincent Massey services/library/lecture theatre and gymnasium roof replacements.
 - Installation of two portable classrooms at New Era and one portable classroom at Alexander.
 - Betty Gibson roof replacement (entire school).

Highlights from Management & Information Systems Technology

- École secondaire Neelin High School and the final two elementary schools had their network cable infrastructure replaced.
- The new year began with two of the three high schools and the rest of the elementary schools (6 in total) fully migrated to a new environment. This consists of centralized data back to the Division Office, updated computers to Windows 7 and Office 2010, wireless access in the building and a cart of mobile computers.
- School Bundle was deployed that gave Brandon School Division a new communication platform to host our web presence, an intranet site that will allow information to be shared with staff as well as hosting a teacher portal, student portal and parent portal.
- The new BSD website was launched under the domain www.bsd.ca at the end of March.
- School based teams were trained to migrate their school websites to School Bundle, with all sites expected to be migrated by the end of the school year.
- Another phase currently under way is the development of teacher portal sites. Teacher portal sites in conjunction with student portals will allow students to access their assignments and school resources online from anywhere.

Highlights from the Office of the Secretary-Treasurer:

Payroll:

- Payroll continued with their Green Initiative to reduce paper usage. Payroll files are now stored electronically reducing the need for hard copy paper storage.

Accounts:

- As of July 1, 2012, the Accounts Department has been scanning copies of invoices into the Financial Management System (CIMS).
- Users of the system can now view the source documents for expenses processed to their accounts through the online system.
- Implementation of improved tender process for instructional supplies by involving stakeholders in the tender process, clarifying item information, updating tender lists with relevant items and uploading the vendor item data from the tenders into the Inventory Management System.

Finance:

- Continued efforts to streamline the development of the Operating Budget for 2013/14.
- Efficiencies have been created in the school instructional budgeting process by creating electronic templates for School Administrators to guide their School Instructional Budget allotment for the 2013/2014 school year.
- Began a systematic review of the school division financial chart of accounts to facilitate improvements of financial reporting.

Operations:

- A Joint Use Agreement with the City of Brandon was finalized and implemented which allows community use of School Division gymnasiums and classrooms.
- An agreement was signed with Brandon General Museum and Archives (BGMA) to house the B. J. Hales Collection. The working partnership with BGMA will allow this historical collection to be seen again by the community of Brandon and surrounding areas.
- A series of public consultations on Enrollment Growth and Facility Sustainability were held which resulted in changes to catchment areas to address space issues in our schools as a result of increasing student enrollment.

Educational Initiatives

REPONSIVE

Through Quality Teaching and Quality Support Services
Brandon School division is focusing on the
Quality Learning for all students and with
specific emphasis on students with:

- English as an Additional Language
- Aboriginal Heritage (First Nations, Metis, Inuit)
- Learning Differences and Disabilities
- Disengagement
- Behavioural Challenges

School-Wide Enrichment Model K-8

Progress in 2012/2013

- Enrichment Clusters took place in all K-8 schools.
- Focus group of HALEP teachers to begin process of developing assessment data for student engagement and achievement.
- "Confratute" sharing and focus group reflections.

English as an Additional Language.

Progress in 2012/2013

- Provided a variety of professional development sessions which integrated components of assessment specific to EAL learners.
- Developed EAL curriculum tools to help EAL and mainstream teachers better understand the four domains of the EAL curriculum document (continuuums, checklists and the EAL Reporting document).
- Work was completed on creating EAL Curriculum document continuums. These user friendly continuums allow teachers to quickly monitor and assess EAL students' progress, as well as include EAL outcomes more easily in their daily lessons.
- Both a parent booklet on assessment and reporting practices, as well as a brochure explaining the work of the Reception Centre have been completed and are in the process of being translated.
- EAL teachers from all K-8 schools were given training sessions to help them understand how to use the EAL report card.
- Twenty-nine teachers from nine schools participated in the professional development sessions to help mainstream teachers integrate EAL strategies into their daily instruction, so as to be more inclusive of EAL students and their specific needs.

Progress in 2012/2013

- The revised Grade 3 Divisional Writing Assessment was implemented.
- Provided Fountas and Pinnell Benchmark assessments training to Grade 1-4 teachers new to the Division. All teachers at the Grade 5-8 level have now been trained.
- Balanced Early Literacy professional learning sessions provided to K and Grade 1 teachers at the Division level; as well as many school based sessions for teachers in Grades 2-4.
- "Balanced Literacy Practices Grade 5 to 8 Policy/ Procedures 4053" Steering Committee formed; draft completed and currently in the revision process.
- Completed the remaining professional learning sessions for "Leadership in Adolescent Literacy" with identified school representatives.
 - Ongoing professional learning sessions delivered to Early Years and Middle Years Literacy support teachers, Empower teachers, and Reading Recovery teachers. This included a "Literacy Boot Camp" for teachers new to these positions.
 - Many successful school-based professional learning sessions took place in order to support and promote common best practices in literacy.

Literacy

Student Engagement

Progress in 2012/2013

- Three administrators attended the Neuro-Leadership Summit in New York.
- Tell Them From Me (TTFM) School Coordinators appointed in all BSD schools.
- School Coordinator Training Workshop delivered.
- Divisional analysis completed of 2011/12 TTFM data regarding differential engagement of Aboriginal students, EAL students and by gender.
- Presentation of Divisional trends made to administrators.

RESEARCH - DRIVEN

Progress in 2012/2013

- Provided training sessions for BSSAP/AAA support staff, teachers, principals and other interested division staff members.
- Guided teachers to be more comfortable using documents such as "Integrating Aboriginal Perspectives into Curricula" when implementing aboriginal perspectives in their classrooms.
- Demonstrated traditional Aboriginal education as in oral traditions and cultural practices of Aboriginal peoples.
- Consulted and collaborated with all other student support services staff in regards to delivering educational informational materials, resources or professional development reflecting Aboriginal education.

Aboriginal Education

Response to Intervention Model

Progress in 2012/2013

- Presented Draft Policy 4044.4-Response to Intervention to Principals, Administrators and Curriculum Specialists.
- Presentation of Draft Policy 4044.4 to the School Board in June 2013.
- Dr. Chris Weber provided a full day professional development session on Response to Intervention, attended by Principals, Vice-Principals, Clinicians, Curriculum Specialists, Resource Teachers and Guidance Counselors.

Technology in Learning

Progress in 2012/2013

- Seven K to 8 schools have carts of iPads and four others have carts of laptops.
- Every classroom now has a SmartBoard and workshops were offered to enhance their use.
- Students encountered enrichment clusters that frequently included increased access to technology through the equipment loan program.
- "Digital Day" sessions were held in schools to offer K-12 teachers support with technology integration planning, referencing MB Education's LwICT framework.
- Supported Learning Assistance teams with individual student support through recommended software and hardware.

Numeracy

Progress in 2012/2013

- Drafted procedures document to accompany Policy 4059: Numeracy.
- Numeracy Best Practices draft document submitted to Senior Administration.
- Liaised with high school teachers, publishing companies and the Province regarding the new curriculum implementation and implications for the new achievement tests.
- Provided ongoing training sessions to pilot K-8 teachers.



J.R. Reid School

TEAM - Together Everyone Achieves More

Focus Areas

Literacy, numeracy and brain-based learning.

2012-2013 Highlights

- Enrichment Clusters for Grade 7 and 8.
- J.R. Reid awarded the top patrols in Brandon, MB.



Linden Lanes School

Home of the Leopards

Focus Areas

Engagement in learning and a respectful and safe school community.

2012-2013 Highlights

- Science Expo and Western Manitoba Science Fair – Following a successful Science Expo at Linden Lanes, 21 students and 16 projects went to the WMSF and 15 students either received medals or were awarded recognition for their work.
- Grade 4 students had the opportunity to plant seeds and learn to care for plants as part of a Community Garden Project.



Divisional Achievement Results

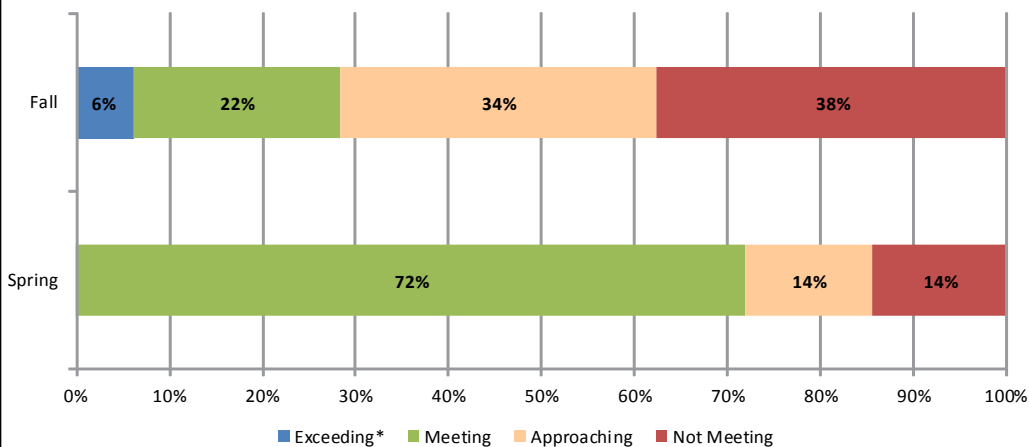
Phonological Awareness

The Phonological Awareness Screening Test is administered to BSD Kindergarten students in the fall and again in the spring. The screening consists of ten tasks relating to developmentally appropriate phonological awareness skills including rhyming, letter sounds, word counting and syllable counting. Performance indicator expectations increase for

the spring screening, meaning that a higher level of phonological awareness is necessary in order to be meeting expectations.

Of the 645 students assessed in the fall, only 28% were meeting or exceeding phonological awareness expectations. However by the spring, 72% of the 639 assessed students were demonstrating developmentally appropriate phonological awareness skills.

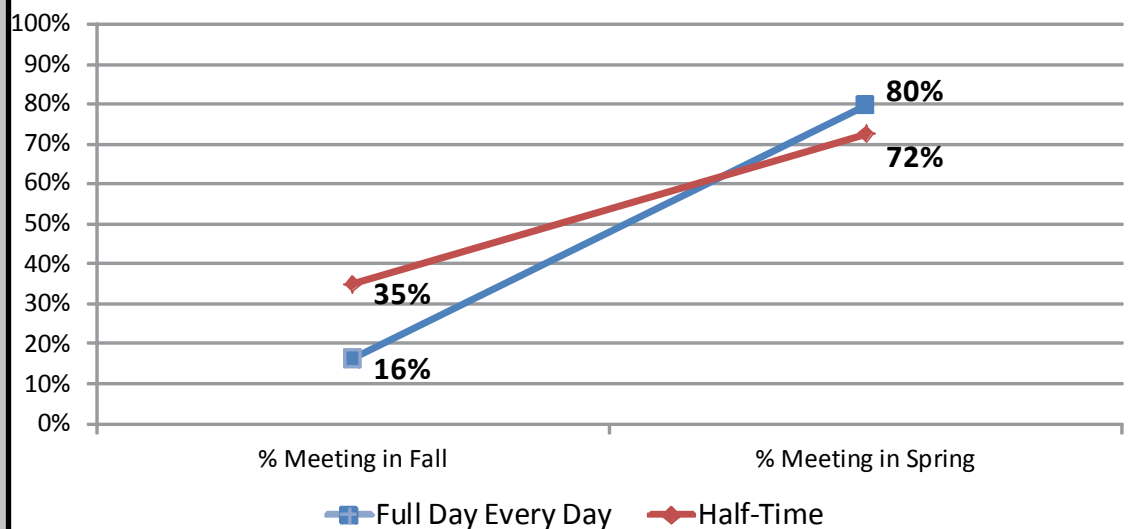
Percent of Students by Phonological Awareness Competency Level: Fall-to-Spring Comparison



In the 2012/13 school year, five schools offered full day (FDED) Kindergarten programs. At thirteen elementary schools, half-time Kindergarten was offered (either every morning, every afternoon, or full day every other day).

Despite starting the year with a smaller percentage of students meeting phonological awareness expectations compared with students on half-time schedules, a greater percentage of FDED Kindergarten students ended the year meeting phonological awareness expectations. These statistics suggest that the FDED Kindergarten experience is one factor that has contributed to closing the gap in phonological awareness of BSD students.

Comparing Improvement in Phonological Awareness



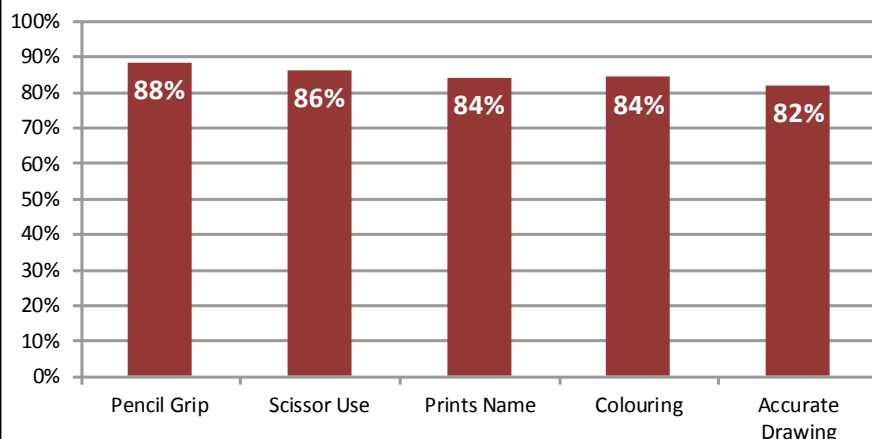
HIGHLIGHTING ACHIEVEMENT

Kindergarten: Core Outcomes

The BSD Best Practices Kindergarten Continuum is used to track Kindergarten student progress toward end-of-year curriculum outcomes in literacy, numeracy, and fine motor skills. Expected skills increase in each subsequent reporting period. Thus, a student must demonstrate ever-greater levels of proficiency in order to meet expectations throughout the year. This continuum was used to assess Kindergarten students in English programs across the Division.

Much growth was evident throughout the 2012-2013 year. By June, there were at least 80% of Kindergarten students meeting or exceeding each of the fine motor expectations.

Percent Meeting or Exceeding June Kindergarten FINE MOTOR Expectations



Green Acres School

Working Together as a Caring Community

Focus Areas

Drama & performing arts, and social & emotional development.

2012-2013 Highlights

- The Green Acres Youth Revolution Group raised funds for "Ethan's Journey" over the 2012/13 school year. They raised close to \$1,000 for Ethan's family to help off-set medical costs.
- Anti-Bullying week integrated groups from K-8 with activities related to halting bullying and strategies on how to handle bullying. The entire student body and teachers wore pink t-shirts on April 10, 2013.



KING GEORGE SCHOOL

Focus Areas

Self-worth and responsibility, literacy, numeracy, technology and brain-based learning.

2012-2013 Highlights

- International Pi Day was celebrated with school-wide math activities and a competition to see which student could recite the most decimal places of Pi. Our eventual winner was able to recite Pi to the 126th decimal place.
- King George Powwow



Meadows School

Home of the Mustangs

Focus Areas

Response to Intervention, multi-age classrooms and engagement.

2012-2013 Highlights

- At the culmination of the 2012-2013 school year, the middle years students were awarded more silver and gold medals for overall achievement in academic, citizenship, artistic, and athletic domains than in the past, which is an achievement of which the school community is very proud.
- Several students were successful in national competitions in mathematics with the support of our HALEP teacher. The grade 5 and 6 classrooms in the Engagement Clusters was popular and effective in our quest to increase student engagement.



École secondaire Neelin High School

Home of the Spartans

Focus Areas

Inclusion and school climate, student assessment, technology to support numeracy and literacy.

2012-2013 Highlights

- 65 Neelin students participated in the Food First Food Drive on May 25, 2013 and helped to raise close to 7500 pounds of food for the Samaritan House and their summer food bank.
- Neelin Varsity Girls Volleyball team received Team of the Year honours from the Wheat City Journal for their successful year in capturing the AAAA provincial championship banner.

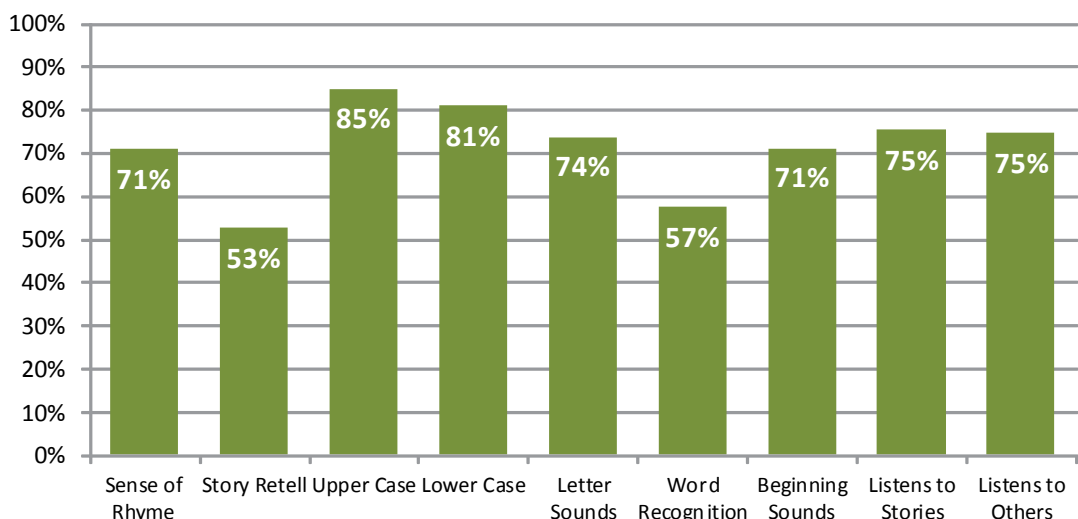


Divisional Achievement Results

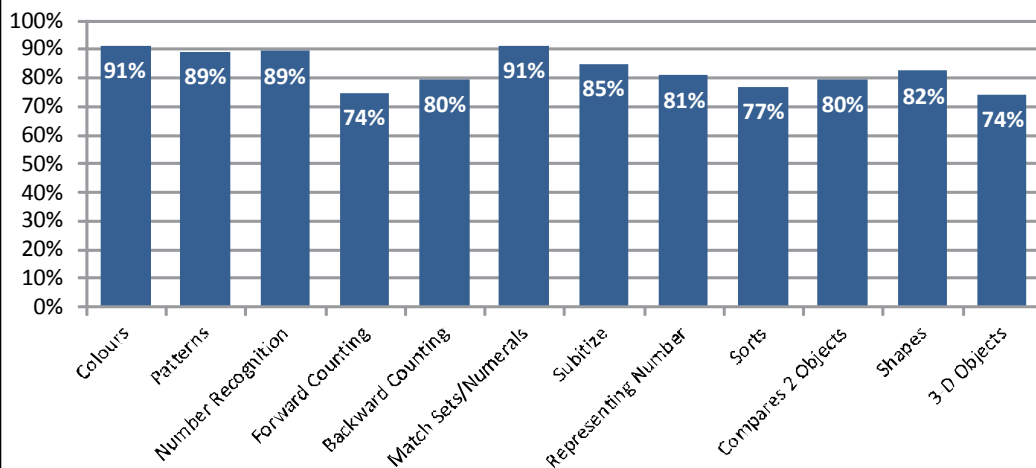
For most of the literacy skills assessed, around three-quarter of the students were meeting or exceeding expectations. Although fewer students ended the year meeting literacy expectations, literacy is the domain for which there was greatest growth.

There were at least 80% of Kindergarten students meeting or exceeding 9 of the 12 numeracy skills assessed.

Percent Meeting or Exceeding June Kindergarten LITERACY Expectations



Percent Meeting or Exceeding June Kindergarten NUMERACY Expectations



ÉCOLE NEW ERA SCHOOL

Linguistically diverse, culturally rich, educationally strong

Vision Statement

Balanced literacy, English as an additional language, numeracy, technology, and Aboriginal education.

Mission Statement

- The Student Leadership Team consists of student representatives from each Middle Years homeroom and focuses on citizenship, building student spirit, strengthening student voice, and committing to community service by working closely with our school-based Youth Revolution.
- Based on a "The Rainforest" unit, students in French Immersion Grades 1 and 2 completed a fundraiser and a community project. The fundraiser was an environmentally themed jewelry sale where students created jewelry on their own and then sold it during our Early Years Spring Concert in May. The product was sold out in no time and the sale raised \$600. The students used ALL profits from the sale to adopt 15 different endangered species that live in The Rainforest through the World Wildlife Federation.



VINCENT MASSEY HIGH SCHOOL

Focus Areas

Engaging students - socially, academically, and intellectually - through curriculum planning, instructional diversity, assessment and social responsibility.

2012-2013 Highlights

- The Media Arts department offers students the opportunity to study the various components of the media industry. Students learn the basic skills of capturing still and motion imagery, as well as apply these skills in the production of recorded and live broadcasts within a studio setting. Students also gain hands on knowledge and experience in creating a professional video.
- Child and Family Services of Western Manitoba, Brandon Police Service and Vincent Massey High School partnered to present "Virtual Realities" to Grade 9 students.

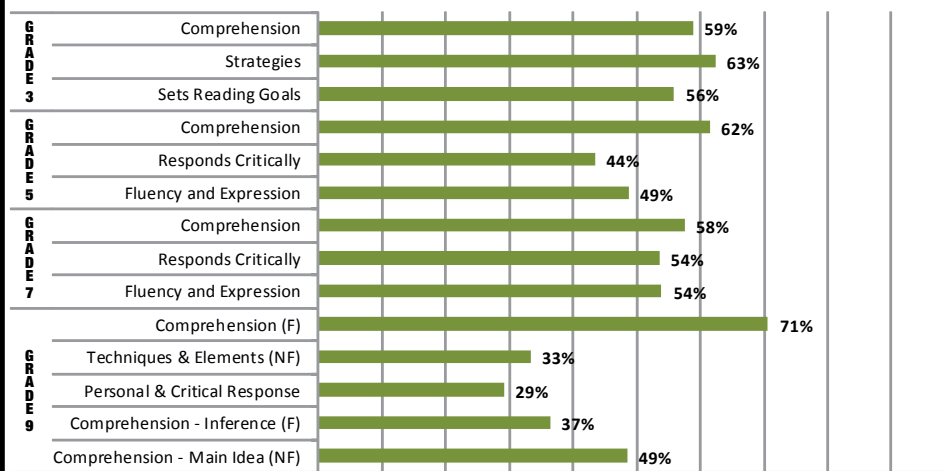


INFORMING TEACHER PRACTICE

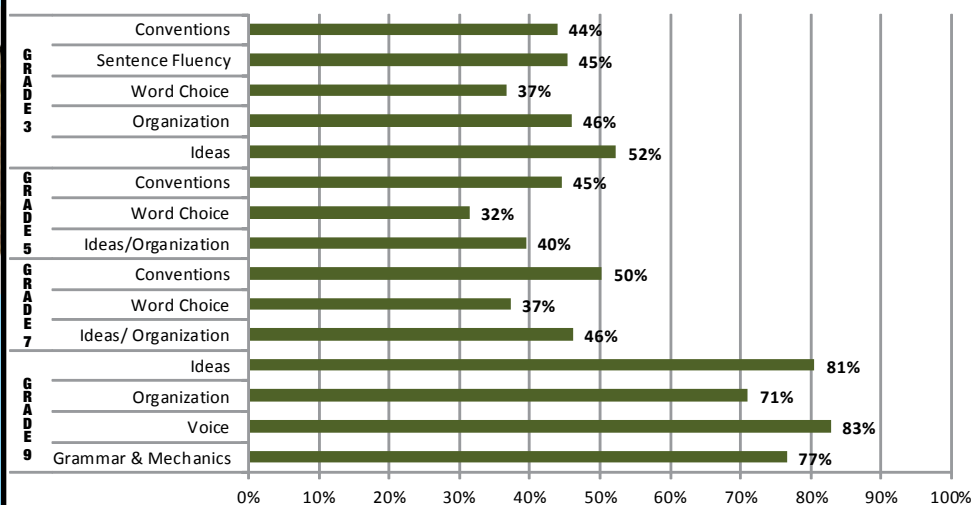
Formative Assessments

Formative assessments of reading, writing, and numeracy skills are administered to Grade 3, 5, 7, and 9 students in the first half of the school year. These results help teachers, schools, and the Division identify areas of strength and challenge for students. They also provide information for targeted intervention and program planning.

Percent Meeting or Exceeding in READING Competencies: All Grades



Percent Meeting/Exceeding in WRITING Competencies: All Grades



Reading

Reading comprehension is an area of relative strength across all grades, while critical response is a skill requiring particular attention in upcoming years.

Writing

Writing skills continue to be areas of growth and development for many BSD students, although the majority of students entering Grade 9 do so with strong writing skills. Word choice is an area for future development.



St. Augustine School
Learning in His Spirit

Focus Areas

Literacy, numeracy and engagement.

2012-2013 Highlights

- Grade 8 student finished 2nd in Brandon School Division Speech Competition.
- School patrol team judged 3rd place in Brandon by the Brandon Police Service and CAA.
- Two "Living Rosaries" prayed by students in the months of October and May.



École O'Kelly School

Focus Areas

Numeracy, literacy and school climate.

2012-2013 Highlights

- Student leadership in Day of Pink activities.
- Cultural presentations (French, Aboriginal games).
- Increased interest in Basic French and Immersion programs.

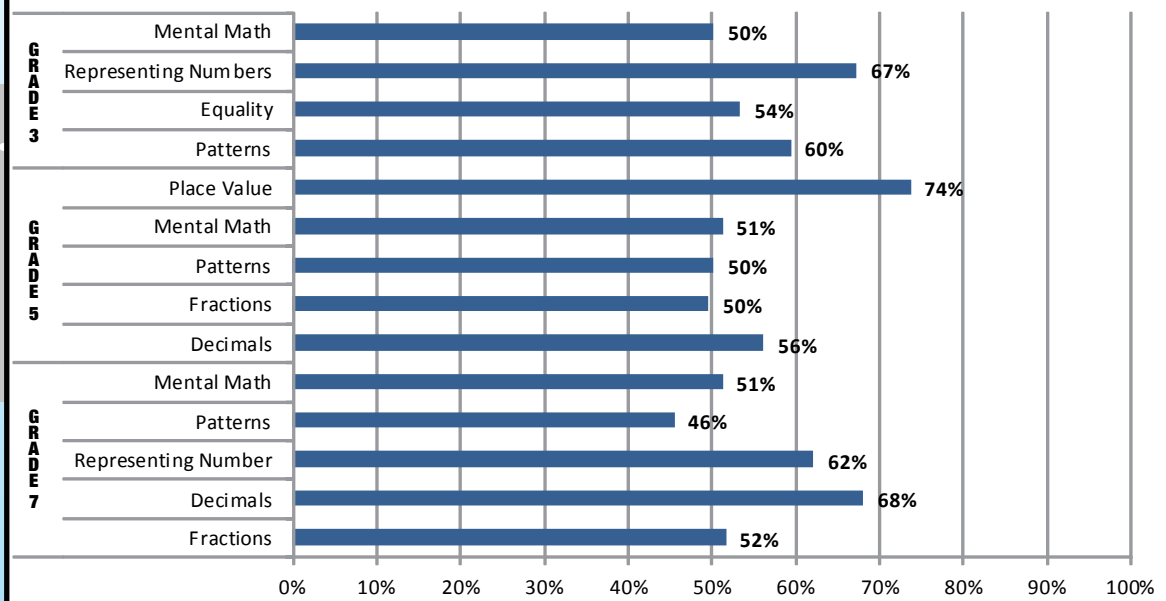


Divisional Achievement Results

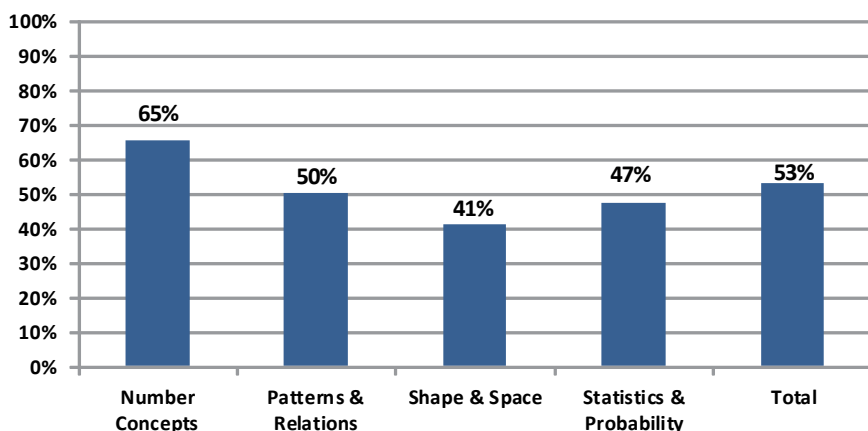
Numeracy

Representing numbers is an area of strength within BSD. Improving mental math and patterning skills remains a priority.

Percent Meeting/Exceeding in NUMERACY Competencies: All Grades



Grade 9 Numeracy Assessment: Average % Scores in Each Competency



These percentages represent the average (or mean) score in each of the four numeracy strands. Grade 9 students are performing better in number concepts than in the other three strands.



Kirkcaldy Heights School

Safety is your right and kindness is your responsibility

Focus Areas

Literacy, numeracy and safe and inclusive schools.

2012-2013 Highlights

- The Kindle the Fire enrichment cluster group had three students who entered the Polar Expressions Publishing writing contest. Two of these students had their writing published in two Polar Expressions books and received prize money in June 2013!
- Second highest participating rate in the 2013 Western MB Science Fair - 77 students. 8 students that won an official special award, 7 students that won a gold medal, 12 students that won a silver medal and 9 students that won a bronze medal.



RIVERHEIGHTS SCHOOL

The Heights of Learning

Focus Areas

Numeracy, literacy and social responsibility.

2012-2013 Highlights

- Life Skills Program - There has been a major focus on communication with our Life Skills students. Staff have combined to put programming in place that will enhance the communication skills of our students. iPads and apps have been purchased and put in place for many students to allow them to communicate more effectively with others.
- Winner of the Brandon Waste Reduction Challenge.

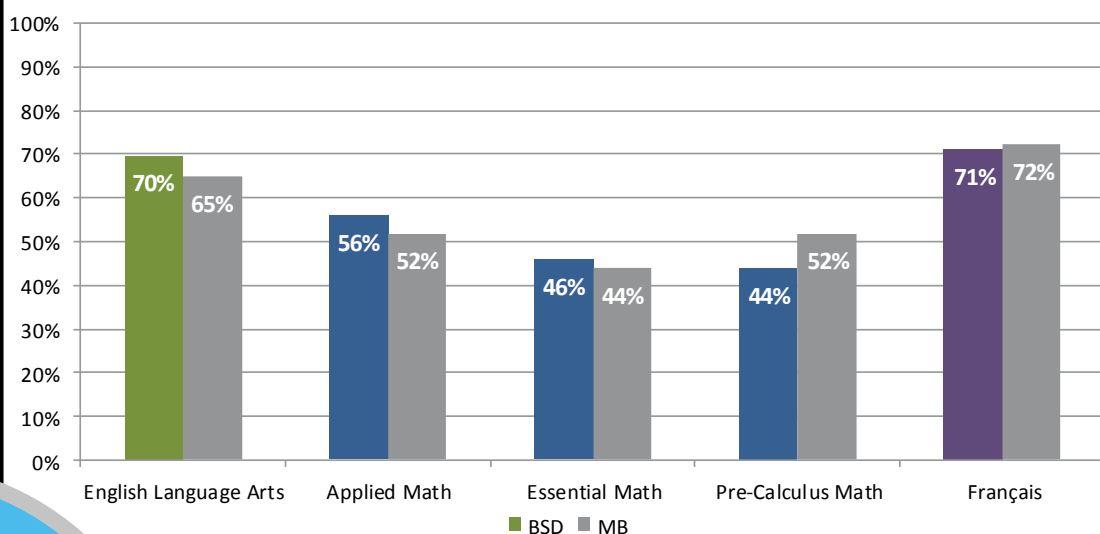


Grade 12 Provincial Standards Tests



The Division continues to strive for excellence on the Grade 12 Provincial Standards Tests. This year saw improved results in all but one subject area. In 4 of the 5 tests, the Divisional average is at par or higher than the provincial average. An improvement in Pre-Calculus Math scores is expected once the second semester results are included.

Grade 12 Provincial Standards Tests: BSD Comparison to MB Average Scores*



* Only semester 1 results available at this time.

Graduation Rates

BSD	95.2%
Crocus Plains	93.7%
Neelin	95.6%
Vincent Massey	97.1%

Crocus Plains Regional Secondary School

Home of the Plainsmen

Focus Areas

Aboriginal Education programming and engagement assessment, evaluation, literacy and numeracy.

2012-2013 Highlights

- F1 National Championship.
- Medal Winner – National Skills Competition.

Riverview School

Home of the Riverview Ravens

Focus Areas

Reading comprehension, English as an additional language, Response to Intervention and School-Wide Enrichment.

2012-2013 Highlights

- Little Green Thumbs- This is a new project in Manitoba which enables students to experience the wonder of growing their own food right in our classroom! Grade 4/5 students participated in this project. This program is a hands-on opportunity to connect students and agriculture.
- Anti-Bullying Unit – Riverview School participated in the Canadian Red Cross "Day of Pink" sponsored by RBC. To make a bigger impact on the students, activities were scheduled as a week long "Ravens Don't Bully" campaign.

Valleyview Centennial School

Together Everyone Achieves More

Focus Areas

Literacy, numeracy, and social responsibility.

2012-2013 Highlights

- ARTIST IN THE SCHOOL – DRUMMING** Phoebe Man, Taiko drummer, was our Artist in the School from June 3-7. Phoebe and the students presented a Celebration of Drumming as a final assembly for the week. It was an energetic and musical event.
- Painted lady butterfly unit

Community Connections

The Brandon School Division continues to work collaboratively and cooperatively with community partners in several different areas. To date, important developments include:

Youth Revolution

The Youth Revolution (Y-R) is a student leadership group from grade 5 and up that creates programs, activities or events to promote healthy lifestyle choices to reduce risky behaviour, bullying, discrimination, social injustice, violence, drugs and alcohol among children, youth and families within the schools and the community in Brandon, Shilo and Alexander. Y-R implements programs for children, youth, parents and guardians, in order to mobilize the community. The Youth Revolution is an initiative of the Brandon Community Drug and Alcohol Education Coalition.

Youth Revolution Stats

Year	Projects/ Activities	Members	Schools	Awards	Sponsors/ Partners
2010 - 2011	62	162	15	0	45
2011 - 2012	146	275+	18	1	60
2012 - 2013	308	300+	19	4	103
Total	520+	737+	19	5	103

Take A Stand Against Bullying Forum

On April 4, the Youth Revolution put on an Anti-bullying forum for students from grades 5 to 9. This 'Stand Up Against Bullying Forum' provided resources and ideas to break the silence regarding bullying.

This forum was open to parents, guardians and caregivers.



Beyond the Hurt

On January 22, the Premier, Greg Selinger visited École New Era as a result of the partnership between the Youth Revolution and the Canadian Red Cross to implement the "Beyond the Hurt" bullying prevention program within the Brandon School Division schools. With this program, Y-R students from eight different schools and coordinators started receiving the training in April, in order to implement the anti-bullying program in the schools.



On April 17 and April 19, 35 Y-R members and coordinators, started receiving 'Beyond the Hurt' training from the Canadian Red Cross.

Parent Program

The parent program was launched on October 17 with the Better High Parent Forum. The program has delivered 7 different sessions in the community. All session topics were originally suggested by parents.

It includes a subcommittee of parents/guardians from most of the schools and the community.

In June, the Coalition and Y-R started a new partnership with 10 different organizations to mobilize and engage more parents and guardians in the community.

CONNECTED AND VISIBLE

Milestones Preschool Wellness Fair

The Milestones Preschool Wellness Fair was held in Brandon, Manitoba on April 23, 2013; 306 children registered for the Fair. The Wellness Fair has become well-known as an opportunity for families to have their preschool children screened in five key developmental areas: dental, speech and language, development, vision and hearing. Other activities include informational displays, a children's activity centre, children's snack area, and a nutritional display. Families are provided with information so they can connect with the appropriate professional to receive follow-up services for their child, if required.



Waverly Park School Ride the Wave to Success

Vision Statement

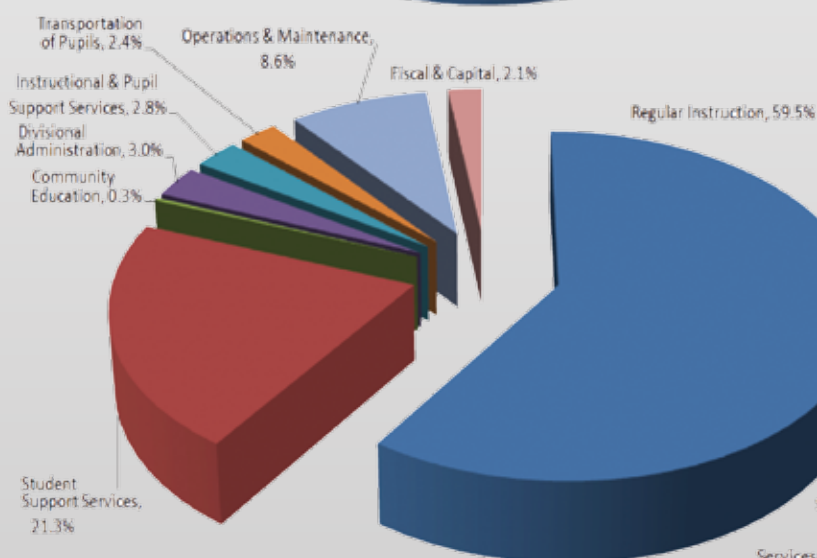
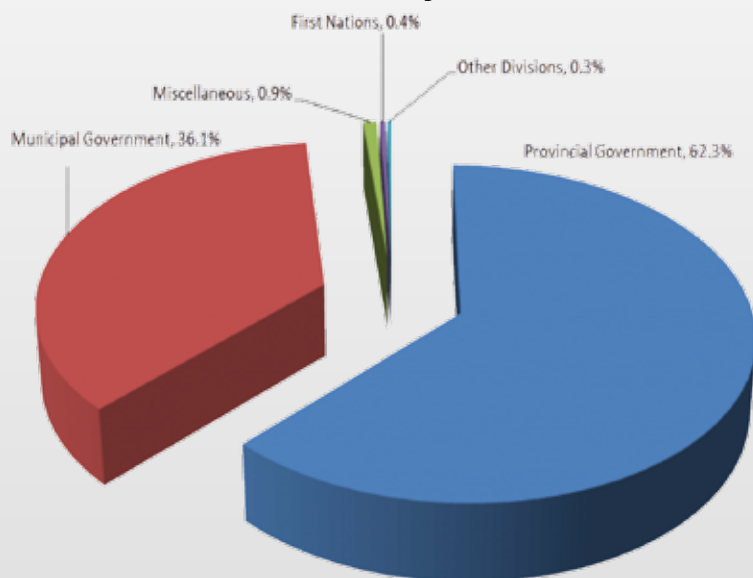
Literacy, numeracy, student independence and responsibility, Response to Intervention and differentiation.

2012-2013 Highlights

- All middle years divisional speech winners were WP students Grade 4 ; 5/6 , 7/8.
- "Spread the Net" raised enough money to come in second on a national level.
- "Green Team" collected recycling and spearheaded environmental activities and awareness.
- Water Festival, grade 2 partnered with Crocus Plains grade 12 Interdisciplinary Topics in Water Science 40S students.
- Applied for and received two Healthy School grants.

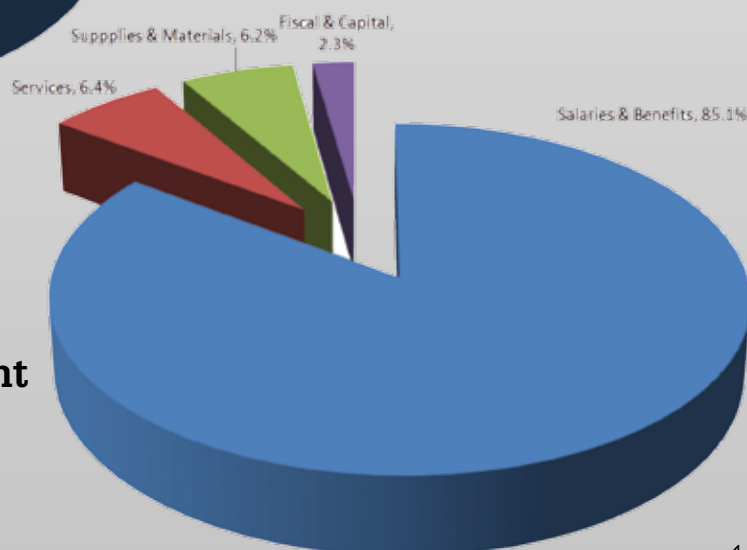


REVENUES Where this money comes from



EXPENDITURES Where this money is spent

EXPENDITURES How this money is spent



Brandon School Division 2012/13 Operating Budget

Revenues	2011/12 Budget	2012/13 Budget
Provincial Government	\$ 44,943,400	\$ 49,157,900
Federal Government	23,900	23,900
Municipal Government	26,578,700	28,461,300
Other School Divisions	222,200	243,500
First Nations	283,200	285,000
Private Organizations & Individuals	685,500	712,400
	\$ 72,736,900	\$ 78,884,000
Revenues		
Regular Instruction	\$ 42,452,900	\$ 46,885,200
Student Support Services	16,153,500	16,794,200
Community Education & Services	245,300	255,600
Divisional Administration	2,116,400	2,386,700
Instructional & Other Support Services	2,021,300	2,194,900
Transportation	1,795,600	1,889,100
Operations & Maintenance	6,440,600	6,769,000
Fiscal	1,255,800	1,354,800
	\$ 72,482,400	\$ 78,529,500
Transfers to Capital	254,500	354,500
	\$ 78,884,000	\$ 78,884,000
Net Current Year Surplus (Deficit)	-	-



**In the Brandon School Division
we are working well on providing
ALL of our students with equitable
access to Quality Learning,
Quality Teaching, and
Quality Support Services.**

**Thanks very much to all who
contribute to the well-being
and achievement of our students
on a daily basis.**

Brandon School Division
1031 – 6th Street, Brandon, MB R7A 4K5
204-729-3100
www.bsd.ca

